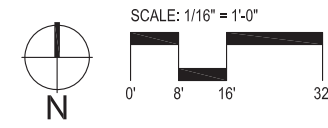
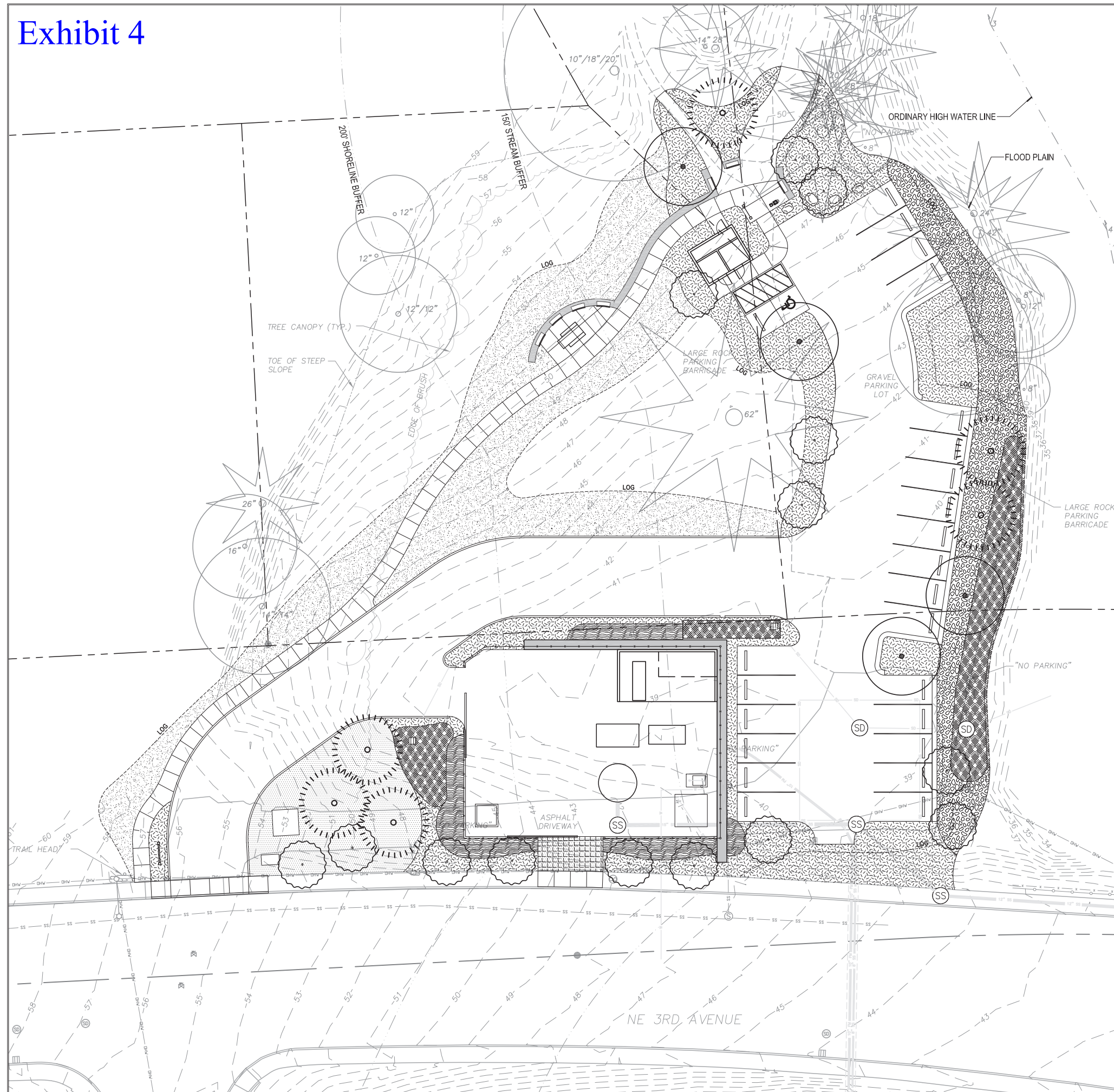



## Exhibit 4



### PLANTING LEGEND

- 

LOG

APPROXIMATE LIMIT OF GRADING

EXISTING DECIDUOUS TREE TO REMAIN

EXISTING CONIFER TREE TO REMAIN

**SMALL NATIVE DECIDUOUS TREE:**  
 (COMPATIBLE WITH POWER LINES)  
 CASCARA (RHAMNUS PURSHIANA)  
 PACIFIC DOGWOOD (CORNUS NUTTALLI)

**LARGE NATIVE EVERGREEN TREE:**  
 BIGLEAF MAPLE (ACER MACROPHYLLUM)  
 OREGON OAK (QUERCUS GARRYANA)

**NATIVE EVERGREEN TREE:**  
 DOUGLAS FIR (PSEUDOTSUGA MENZIESII)  
 WESTERN HEMLOCK (TSUGA HETEROPHYLLA)  
 WESTERN REDCEDAR (THUJA PLICATA)

**SCREENING AT PUMP STATION - TALLER EVERGREEN AND DECIDUOUS SHRUBS:**  
 DELAVAY OSMANTHUS (OSMANTHUS DELAVAYI)  
 EVERGREEN HUCKLEBERRY (VACCINIUM OVATUM)  
 SPRING BOUQUET VIBURNUM (VIBURNUM TINUS 'COMPACTUM')

**MEDIUM TO LARGE NATIVE SHRUBS:**  
 NOOTKA ROSE (ROSA NUTKANAE)  
 RED FLOWERING CURRANT (RIBES SANGUINEUM)  
 RED HUCKLEBERRY (VACCINIUM PARVIFLORUM)  
 SALAL (GAULTHERIA SHALLON)  
 SNOWBERRY (SYMPHORICARPOS ALBA)  
 TALL OREGON GRAPE (MAHONIA AQUIFOLIUM)  
 THIMBLEBERRY (RUBUS PARVIFLORUS)  
 VINE MAPLE (ACER CIRCINATUM)  
 WESTERN SERVICEBERRY (AMELANCHIER ALNIFOLIA)

**LOW TO MEDIUM HEIGHT NATIVE SHRUBS:**  
 BALDHIP ROSE (ROSA GYMNOCARPA)  
 CREEPING OREGON GRAPE (MAHONIA REPENS)  
 DWARF OREGON GRAPE (MAHONIA NERVOSA)  
 SALAL (GAULTHERIA SHALLON)  
 SNOWBERRY (SYMPHORICARPOS ALBA)  
 SWORD FERN (POLYSTICHUM MUNITUM)

**RAIN GARDEN PLANTING:**  
 DENSE SEDGE (CAREX Densa)  
 DOUGLAS SPIREA (SPIRAEA DOUGLASII)  
 Highbush CRANBERRY (VIBURNUM EDULE)  
 PACIFIC NINEBARK (PHYSOCARPUS CAPITATUS)  
 SPREADING RUSH (JUNCUS PATENS)  
 TWINBERRY (LONICERA INVOLUCRATA)

**IRRIGATED LAWN**

**IRRIGATED LAWN W/ REINFORCED TURF (SUCH AS GRASSPAVE2)**

**NON-IRRIGATED ROUGH LAWN ON AREAS DISTURBED BY CONSTRUCTION**

NOTE:  
ALL SHRUB PLANTING AREAS WILL BE IRRIGATED FOR UP TO TWO YEARS FOR ESTABLISHMENT WITH AN AUTOMATIC IRRIGATION SYSTEM. AFTER ESTABLISHMENT THE IRRIGATION SYSTEM WILL REMAIN IN PLACE FOR SUPPLEMENTAL WATERING DURING UNUSUAL PERIODS OF SUMMER DROUGHT.

PRELIMINARY  
30% DESIGN  
SUBMITTAL

NO.	REVISION	BY	DATE
<p>ONE INCH = 1"</p> <p>ONE INCH AT FULL SCALE. IF NOT ONE INCH ADJUST SCALE ACCORDINGLY</p>		DESIGNED BY: AH	
		DRAWN BY: AH	
		REV.	

PRELIMINARY  
PLANTING PLAN

**wallis**  
**engineering**  
 213 W 4th Street, Suite 200  
 Vancouver, WA 98660  
 360.695.7041

 LACAMAS CREEK  
PUMP STATION  
IMPROVEMENTS

CITY PROJECT NO. S1000

DRAWING NO:  
L300  
X OF X