



CITY OF CAMAS

2019-2020  
RECOMMENDED  
BUDGET

# UTILITY TAXES

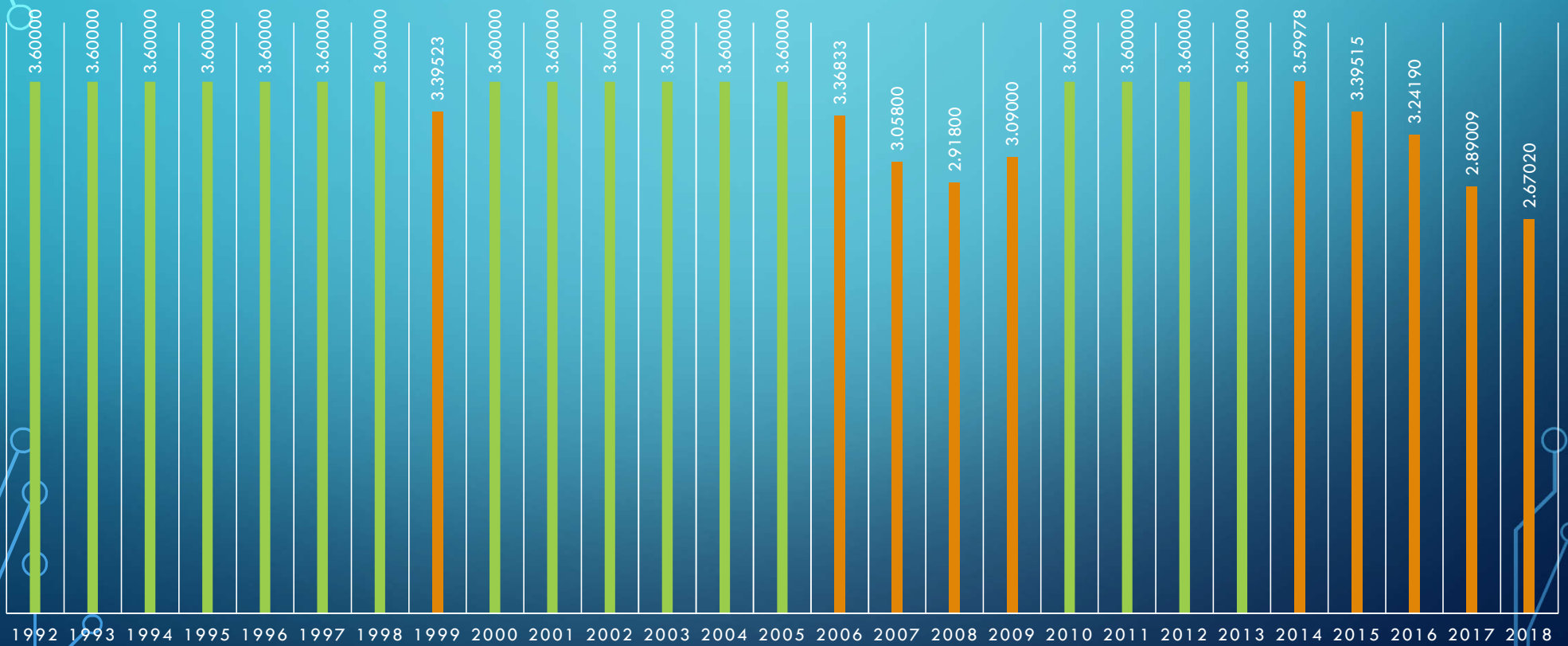
## CONSIDERATIONS

Hedging Risk  
with Diversity

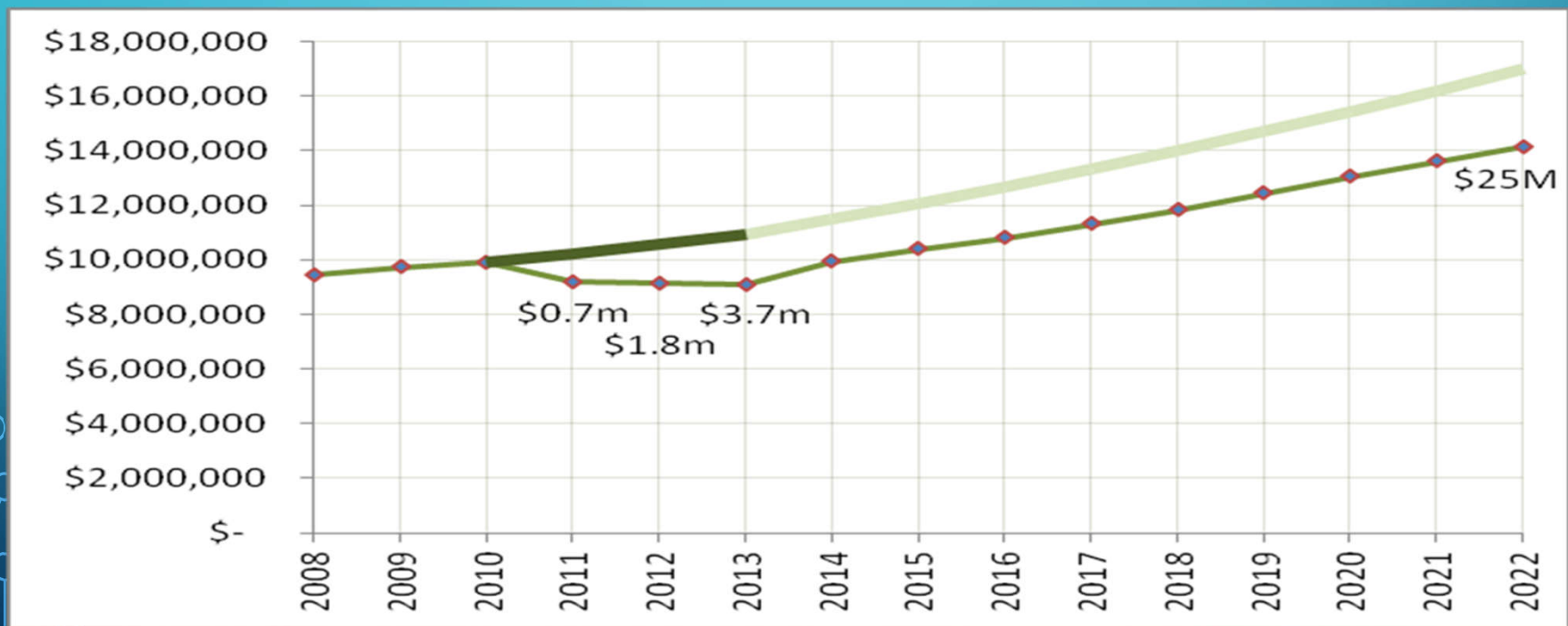
Proposal

Potential  
Impacts on  
Consumers

# PROPERTY TAX LIMITATIONS



# RECESSION CONCERNS



# EXAMPLES OF THE IMPACT OF \$3.60 ON THE CITY OF CAMAS BUDGET FROM 2010-CURRENT

No Cost of Living 2010-2011 for staff

2010 Mandatory 5 day unpaid leave/furlough for all  
Department Heads

Downsized staff through attrition

- Accountant
- Police Officer
- Planning Manager
- Building Department Staff reduced by 2 FTE

Hiring limited – positions not funded:

- Deputy Fire Marshal
- Traffic Detail Officer
- Grounds Maintenance Worker
- Streets Maintenance Worker
- Engineer

No training budget

Reduction to Library Collection additions

Equipment Deferrals

- Trail Maintenance Vehicle
- SCBAs
- Self Service Circulation Upgrade
- No new vehicles for Building Department

Maintenance Deferral

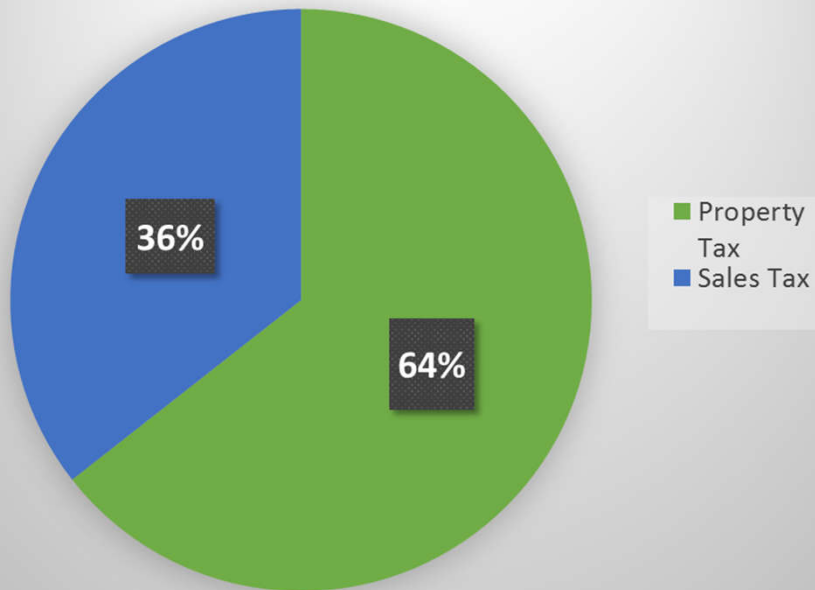
- Roof Repairs
- City Hall

Technology Needs

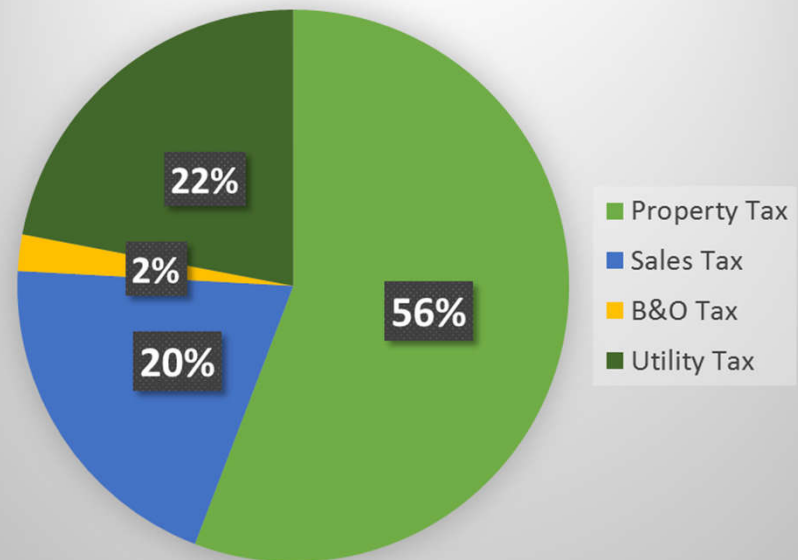
- Deferred Computer Replacements
- Deferred City-wide Phone System
- Deferred Asset Management System

# HEDGING RISK WITH DIVERSITY

Camas Revenue Diversity



Mercer Island Revenue Diversity



# PROPOSAL

- Lower property tax by \$119,972 (1% Limit)
- Results in a lower tax levy from \$2.67 to \$2.64
- Bank the \$119,972 for “rainy day” or North Shore needs

- Implement 1% utility tax on:
  - Natural Gas
- Generate \$120,000 in new revenue

Renter (Apartment Bldg)	Utility Bill Monthly	Utility Tax Mo Tax Annual	
Cable Bill	\$ 90.00	\$ -	\$ -
Phone Bill (includes cellular)	\$ 73.00	\$ -	\$ -
Natural Gas	\$ -		
Storm Water	\$ -		
Garbage	\$ -		
Total	\$ 163.00	\$ -	\$ -
Property Tax Relief		\$ -	
Net Impact		\$ -	

Renter (Home 4 occupants)	Utility Bill Monthly	Utility Tax Mo Tax Annual	
Cable Bill	\$ 90.00	\$ -	\$ -
Phone Bill (includes cellular)	\$ 148.00	\$ -	\$ -
Natural Gas	\$ 45.00	\$ 0.45	\$ 5.40
Storm Water	\$ 21.00	\$ -	\$ -
Garbage	\$ 34.00	\$ -	\$ -
Total	\$ 338.00	\$ 0.45	\$ 5.40
Property Tax Relief		\$ -	
Net Impact		\$ 5.40	

Home Owner (\$150,000 AV 4 occupants)	Utility Bill Monthly	Utility Tax Mo Tax Annual	
Cable Bill	\$ 90.00	\$ -	\$ -
Phone Bill (includes cellular)	\$ 148.00	\$ -	\$ -
Natural Gas	\$ 45.00	\$ 0.45	\$ 5.40
Storm Water	\$ 21.00	\$ -	\$ -
Garbage	\$ 34.00	\$ -	\$ -
Total	\$ 338.00	\$ 0.45	\$ 5.40
Property Tax Relief	\$ 2.67	\$ 2.64	
Property Tax Relief	\$ 150,000.00		\$ (4.50)
Net Impact		\$ 0.90	

Home Owner (Median AV 4 occupants)	Utility Bill Monthly	Utility Tax Mo Tax Annual	
Cable Bill	\$ 150.00	\$ -	\$ -
Phone Bill (includes cellular)	\$ 148.00	\$ -	\$ -
Natural Gas	\$ 75.00	\$ 0.75	\$ 9.00
Storm Water	\$ 21.00	\$ -	\$ -
Garbage	\$ 34.00	\$ -	\$ -
Total	\$ 428.00	\$ 0.75	\$ 9.00
Property Tax Relief	\$ 2.67	\$ 2.64	
Property Tax Relief	\$ 396,500.00		\$ (11.90)
Net Impact		\$ (2.89)	

Home Owner (\$895,000 AV 4 occupants)	Utility Bill Monthly	Utility Tax Mo Tax Annual	
Cable Bill	\$ 200.00	\$ -	\$ -
Phone Bill (includes cellular)	\$ 148.00	\$ -	\$ -
Natural Gas	\$ 200.00	\$ 2.00	\$ 24.00
Storm Water	\$ 21.00	\$ -	\$ -
Garbage	\$ 34.00	\$ -	\$ -
Total	\$ 603.00	\$ 2.00	\$ 24.00
Property Tax Relief	\$ 2.67	\$ 2.64	
Property Tax Relief	\$ 895,000.00		\$ (26.85)
Net Impact		\$ (2.85)	

Commercial (Restaurant)	Utility Bill Monthly	Utility Tax Mo Tax Annual	
Cable Bill		\$ -	\$ -
Phone Bill (includes cellular)	\$ 380.00	\$ -	\$ -
Natural Gas	\$ 536.00	\$ 5.36	\$ 64.32
Storm Water	\$ 274.00	\$ -	\$ -
Garbage	\$ 948.00	\$ -	\$ -
Total	\$ 2,138.00	\$ 5.36	\$ 64.32

Property Tax Relief	\$ 2.67	\$ 2.64	
Property Tax Relief	\$ 790,200.00		\$ (23.71)
Net Impact		\$ 40.61	

Commercial (Downtown Business)	Utility Bill Monthly	Utility Tax Mo Tax Annual	
Cable Bill		\$ -	\$ -
Phone Bill (includes cellular)	\$ 380.00	\$ -	\$ -
Natural Gas			\$ -
Storm Water	\$ 63.90	\$ -	\$ -
Garbage	\$ 256.90	\$ -	\$ -
Total	\$ 700.80	\$ -	\$ -

Property Tax Relief	\$ 2.67	\$ 2.64	
Property Tax Relief	\$ 372,900.00		\$ (11.19)
Net Impact		\$ (11.19)	

Industrial (Smaller)	Utility Bill Monthly	Utility Tax Mo Tax Annual	
Cable Bill		\$ -	\$ -
Phone Bill (includes cellular)	\$ 1,140.00	\$ -	\$ -
Natural Gas	\$ 5,360.00	\$ 53.60	\$ 643.20
Storm Water	\$ 862.65	\$ -	\$ -
Garbage	\$ 948.72	\$ -	\$ -
Total	\$ 8,311.37	\$ 53.60	\$ 643.20

Property Tax Relief	\$ 2.67	\$ 2.64	
Property Tax Relief	\$ 11,272,000.00		\$ (338.16)
Net Impact		\$ 305.04	

Industrial (Large)	Utility Bill Monthly	Utility Tax Mo Tax Annual	
Cable Bill	\$ -	\$ -	\$ -
Phone Bill (includes cellular)	\$ 11,400.00	\$ -	\$ -
Natural Gas	\$ 53,600.00	\$ 2,144.00	\$ 25,728.00
Storm Water	\$ 936.00	\$ -	\$ -
Garbage	\$ 62.62	\$ -	\$ -
Total	\$ 65,998.62	\$ 2,144.00	\$ 25,728.00

Property Tax Relief	\$ 2.67	\$ 2.64	
Property Tax Relief	\$ 64,889,290.00		\$ (1,946.68)
Net Impact		\$ 23,781.32	



A decorative graphic on the left side of the slide, consisting of a dark grey vertical band. Within this band, there is a light blue circuit-like pattern of lines and circles, resembling a stylized network or data flow.

2019-2020  
RECOMMENDED  
BUDGET

# DISCUSSION AND DECISION POINT