

# UTILITY TAXES

City of Camas  
2017-2018 Budget Preparation

# REMAINING CONSIDERATIONS

- Possible Surcharges
- Hedging Risk with Diversity
- Proposal
- Potential Impacts on Consumers

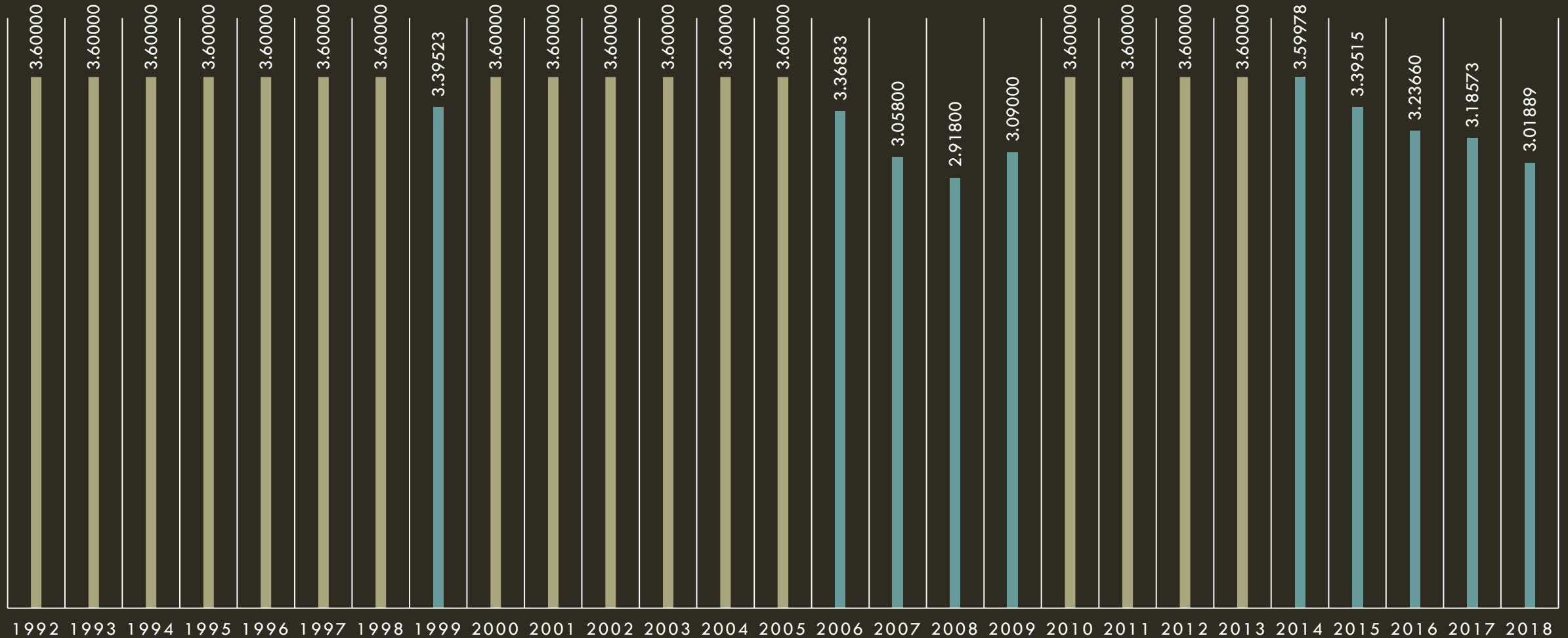
# SURCHARGES

- Utilities and Transportation Commission (UTC) regulates the rates and services of private or investor-owned utility and transportation companies.

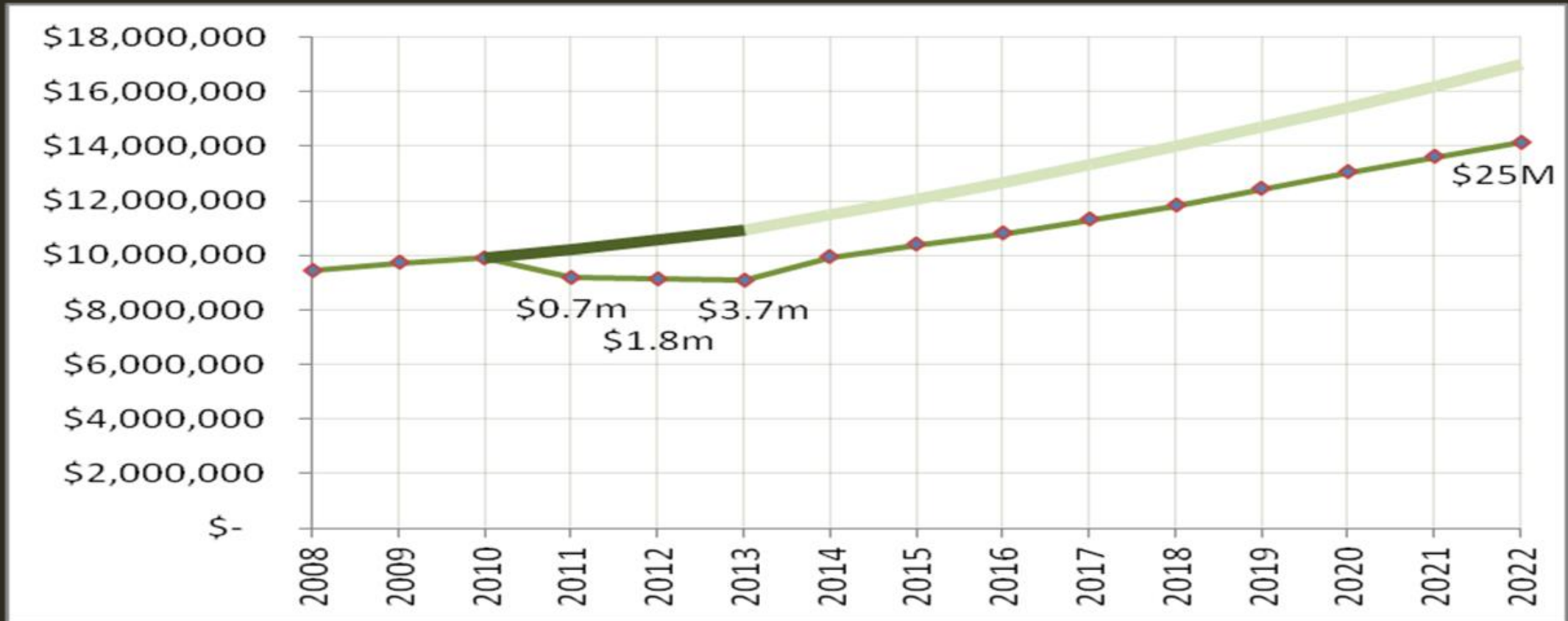
<http://www.utc.wa.gov/consumers/Pages/default.aspx>

- Their consumer protection specialists will assist consumers with billing disputes, services complaints disconnect notices, deposit problems and more. They do not help with public utility districts or municipal utilities.

# PROPERTY TAX LIMITATIONS



# RECESSION CONCERNS



# EXAMPLES OF THE IMPACT OF \$3.60 ON THE CITY OF CAMAS BUDGET FROM 2010-CURRENT

No Cost of Living 2010-2011 for staff

2010 Mandatory 5 day unpaid leave/furlough for all Department Heads

Downsized staff through attrition

- Accountant
- Police Officer
- Planning Manager
- Building Department Staff reduced by 2 FTE

Hiring limited – positions not funded:

- Deputy Fire Marshal
- Traffic Detail Officer
- Grounds Maintenance Worker
- Streets Maintenance Worker
- Engineer

No training budget

Reduction to Library Collection additions

Equipment Deferrals

- Trail Maintenance Vehicle
- SCBAs
- Self Service Circulation Upgrade
- No new vehicles for Building Department

Maintenance Deferral

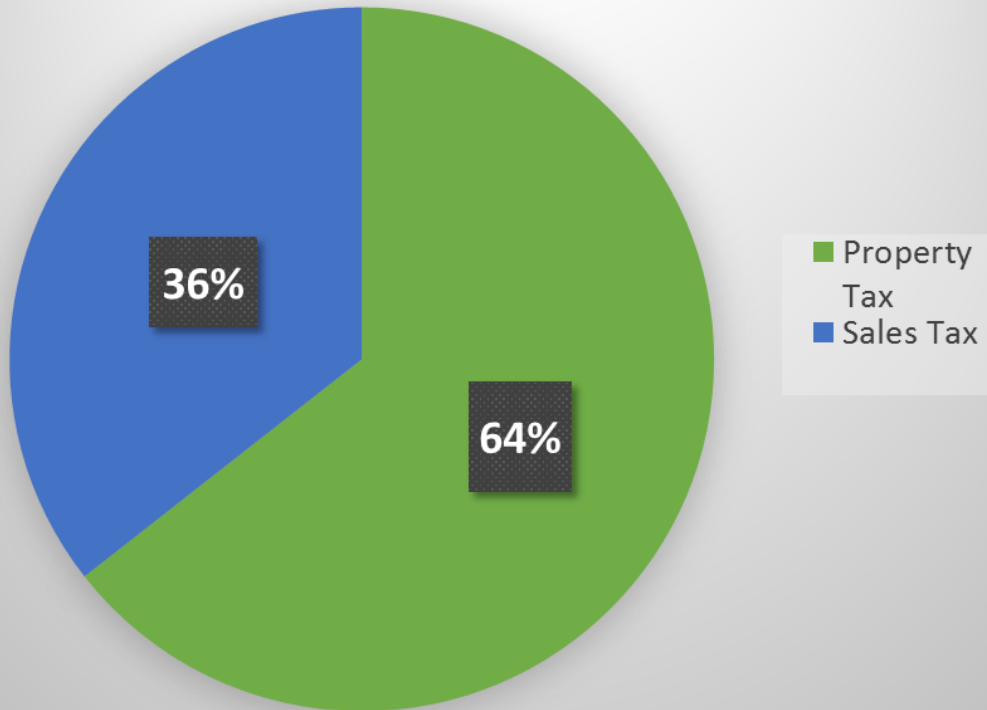
- Roof Repairs
- City Hall

Technology Needs

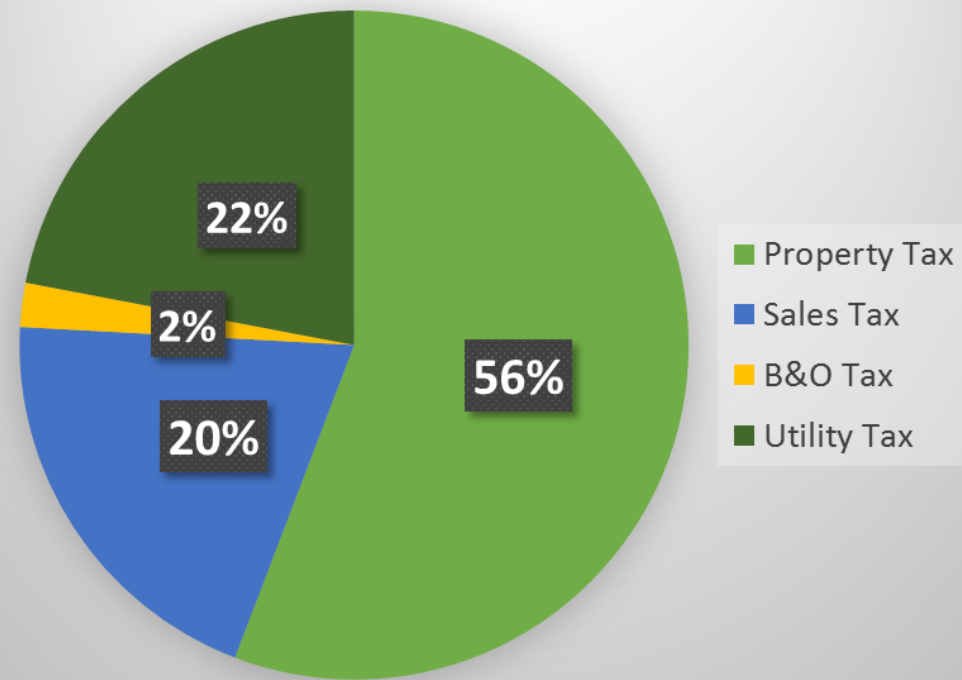
- Deferred Computer Replacements
- Deferred City-wide Phone System
- Deferred Asset Management System

# HEDGING RISK WITH DIVERSITY

Camas Revenue Diversity



Mercer Island Revenue Diversity



# PROPOSAL

## Property Tax

Lower property tax by \$278,000

Results in a lower tax levy from  
\$3.18573 to \$3.10905

Bank the \$278,000 for “rainy day” or  
North Shore needs

## Utility Taxes

Implement 1% utility tax on:

- Cable TV
- Natural Gas
- Telephone
- Storm Water
- Solid Waste

Generate \$278,000 in new revenue



Renter (Apartment Bldg)	Utility Bill	Utility Tax	
	Monthly	Mo Tax	Annual
Cable Bill	\$ 90.00	\$ 0.90	\$ 10.80
Phone Bill (includes cellular)	\$ 73.00	\$ 0.73	\$ 8.76
Natural Gas	\$ -		
Storm Water	\$ -		
Garbage	\$ -		
Total	\$ 163.00	\$ 1.63	\$ 19.56
Property Tax Relief		\$	-
Net Impact		\$	19.56

--

Home Owner (\$150,000 AV 4 occupants)	Utility Bill	Utility Tax	
	Monthly	Mo Tax	Annual
Cable Bill	\$ 90.00	\$ 0.90	\$ 10.80
Phone Bill (includes cellular)	\$ 148.00	\$ 1.48	\$ 17.76
Natural Gas	\$ 45.00	\$ 0.45	\$ 5.40
Storm Water	\$ 21.00	\$ 0.21	\$ 2.52
Garbage	\$ 34.00	\$ 0.34	\$ 4.08
Total	\$ 338.00	\$ 3.38	\$ 40.56
Property Tax Relief	\$ 150,000.00	\$	(21.18)
Net Impact		\$	19.38

Home Owner (\$895,000 AV 4 occupants)	Utility Bill	Utility Tax	
	Monthly	Mo Tax	Annual
Cable Bill	\$ 200.00	\$ 2.00	\$ 24.00
Phone Bill (includes cellular)	\$ 148.00	\$ 1.48	\$ 17.76
Natural Gas	\$ 200.00	\$ 2.00	\$ 24.00
Storm Water	\$ 21.00	\$ 0.21	\$ 2.52
Garbage	\$ 34.00	\$ 0.34	\$ 4.08
Total	\$ 603.00	\$ 6.03	\$ 72.36
Property Tax Relief	\$ 895,000.00	\$	(126.40)
Net Impact		\$	(54.04)

--

Renter (Home 4 occupants)	Utility Bill	Utility Tax	
	Monthly	Mo Tax	Annual
Cable Bill	\$ 90.00	\$ 0.90	\$ 10.80
Phone Bill (includes cellular)	\$ 148.00	\$ 1.48	\$ 17.76
Natural Gas	\$ 45.00	\$ 0.45	\$ 5.40
Storm Water	\$ 21.00	\$ 0.21	\$ 2.52
Garbage	\$ 34.00	\$ 0.34	\$ 4.08
Total	\$ 338.00	\$ 3.38	\$ 40.56
Property Tax Relief		\$	-
Net Impact		\$	40.56

--

Home Owner (Median AV 4 occupants)	Utility Bill	Utility Tax	
	Monthly	Mo Tax	Annual
Cable Bill	\$ 150.00	\$ 1.50	\$ 18.00
Phone Bill (includes cellular)	\$ 148.00	\$ 1.48	\$ 17.76
Natural Gas	\$ 75.00	\$ 0.75	\$ 9.00
Storm Water	\$ 21.00	\$ 0.21	\$ 2.52
Garbage	\$ 34.00	\$ 0.34	\$ 4.08
Total	\$ 428.00	\$ 4.28	\$ 51.36
Property Tax Relief	\$ 396,500.00	\$	(56.00)
Net Impact		\$	(4.64)

--

Commercial (Restaurant)	Utility Bill	Utility Tax	
	Monthly	Mo Tax	Annual
Cable Bill		\$ -	\$ -
Phone Bill (includes cellular)	\$ 380.00	\$ 3.80	\$ 45.60
Natural Gas	\$ 536.00	\$ 5.36	\$ 64.32
Storm Water	\$ 274.00	\$ 2.74	\$ 32.88
Garbage	\$ 948.00	\$ 9.48	\$ 113.76
Total	\$ 2,138.00	\$ 21.38	\$ 256.56
Property Tax Relief	\$ 790,200.00	\$	(111.60)
Net Impact		\$	144.96

--

Industrial (Smaller)	Utility Bill	Utility Tax	
	Monthly	Mo Tax	Annual
Cable Bill		\$ -	\$ -
Phone Bill (includes cellular)	\$ 1,140.00	\$ 11.40	\$ 136.80
Natural Gas	\$ 5,360.00	\$ 53.60	\$ 643.20
Storm Water	\$ 862.65	\$ 8.63	\$ 103.52
Garbage	\$ 948.72	\$ 9.49	\$ 113.85
Total	\$ 8,311.37	\$ 83.11	\$ 997.36
Property Tax Relief	\$ 11,272,000.00	\$	(1,591.94)
Net Impact		\$	(594.58)

--

Commercial (Downtown Business)	Utility Bill	Utility Tax	
	Monthly	Mo Tax	Annual
Cable Bill		\$ -	\$ -
Phone Bill (includes cellular)	\$ 380.00	\$ 3.80	\$ 45.60
Natural Gas		\$ -	\$ -
Storm Water	\$ 63.90	\$ 0.64	\$ 7.67
Garbage	\$ 256.90	\$ 2.57	\$ 30.83
Total	\$ 700.80	\$ 7.01	\$ 84.10
Property Tax Relief	\$ 372,900.00	\$	(52.66)
Net Impact		\$	31.43

--

Industrial (Large)	Utility Bill	Utility Tax	
	Monthly	Mo Tax	Annual
Cable Bill	\$ -	\$ -	\$ -
Phone Bill (includes cellular)	\$ 11,400.00	\$ 114.00	\$ 1,368.00
Natural Gas	\$ 53,600.00	\$ 536.00	\$ 6,432.00
Storm Water	\$ 936.00	\$ 9.36	\$ 112.32
Garbage	\$ 62.62	\$ 0.63	\$ 7.51
Total	\$ 65,998.62	\$ 659.99	\$ 7,919.83
Property Tax Relief	\$ 64,889,290.00	\$	(9,164.31)
Net Impact		\$	(1,244.48)

--

**NEXT STEP**

2017-2018 Recommended  
Budget